

END OF LIFE SURVEY 2023: RESULTS FROM JERSEY

About the survey

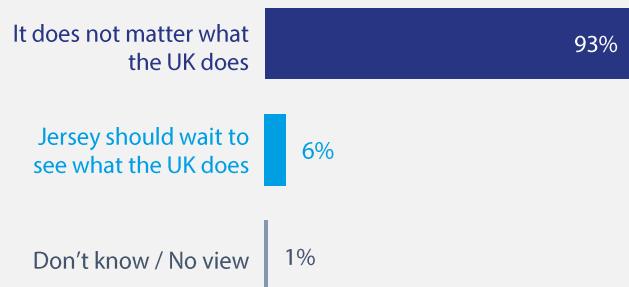
We undertook a survey in the Jersey, Guernsey and the Isle of Man about the end of life on behalf of Dignity in Dying. The information shared here focuses on survey responses received from Jersey residents.

The online survey was launched in Jersey on 18 September 2023 and data collection continued until 30 September 2023. IGR Research Panel members were sent an email inviting them to share their views. Links to the survey were also posted on social media (Facebook and Instagram) and included as a news item on the IGR website.

Jersey residents aged 16 and over were eligible to take part. The final dataset (after cleaning to remove incomplete and duplicate/suspicious responses) contained 1183 responses from Jersey residents.

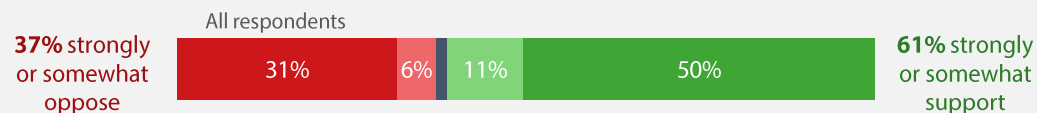
Note: There is some indication of self-selection bias. This is inferred from the distribution of responses over the data collection period to the question "Do you support or oppose a change in the law to allow mentally competent, terminally ill adult residents the option of seeking assistance in their death?" (see next page for more detail).

When it comes to changing the law to legalise assisted dying in the Jersey, which of the following statements do you agree with most?*



Do you support or oppose the law changing in the Jersey to allow mentally competent, terminally ill adult residents the option of seeking assistance in their death?

Strongly oppose Somewhat oppose Don't know / No view Somewhat support Strongly support

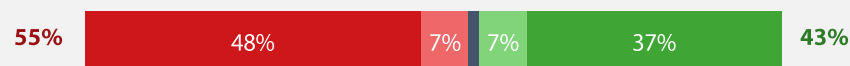


There were differences in the responses received from the link in the email to the IGR Research Panel and responses received from links posted on social media and as a news item on IGR's website – see next page for more detail:

Responses from IGR Research Panel

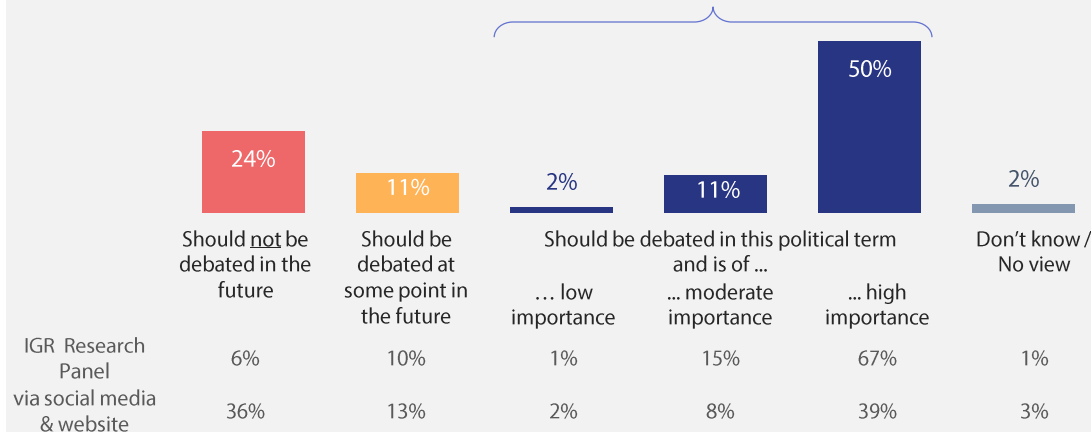


Responses via social media & website



Do you think it is important that changing the law to allow assisted dying in Jersey is debated in this political term?

62% of respondents think it should be debated in this political term

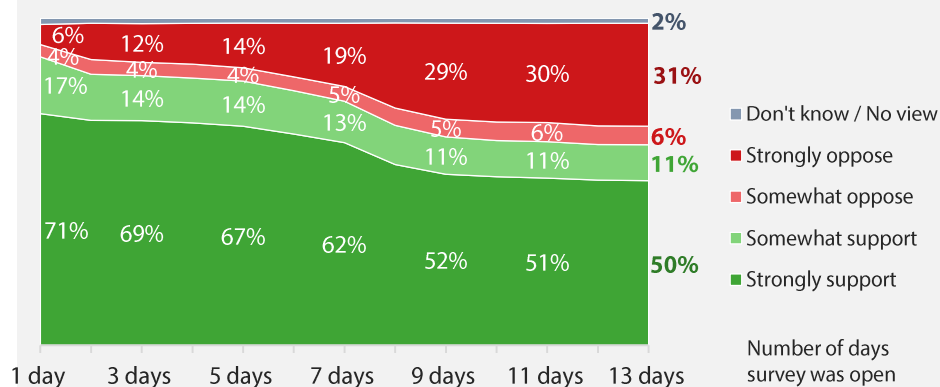


END OF LIFE SURVEY 2023: RESULTS FROM JERSEY

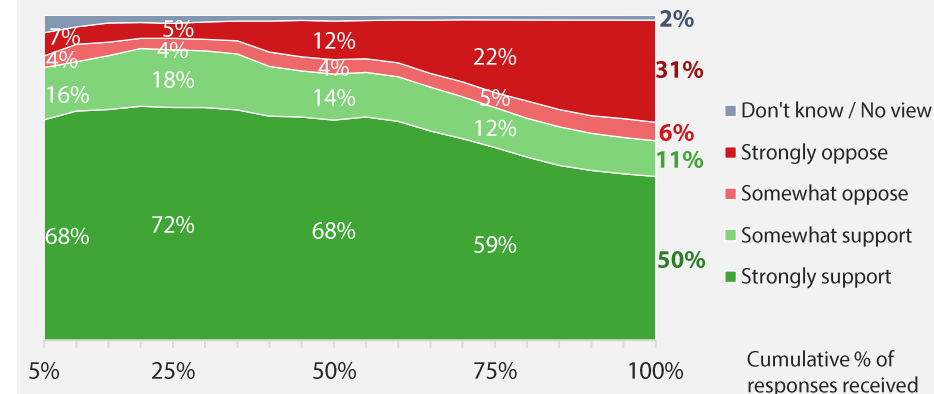
Do you support or oppose the law changing in the Jersey to allow mentally competent, terminally ill adult residents the option of seeking assistance in their death?

The graphs show how responses to this key question changed over the data collection period.

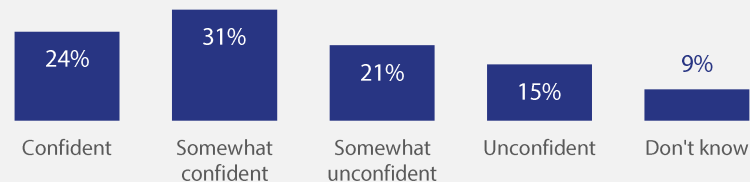
After x days of data collection



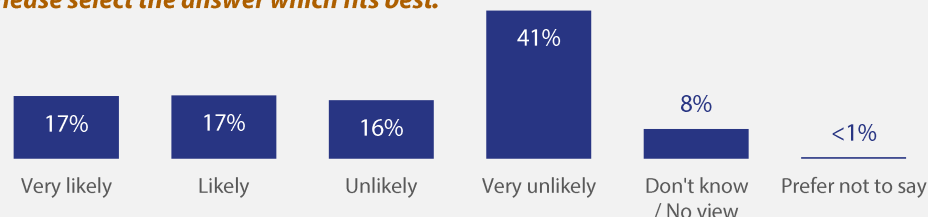
After x% of survey responses were received



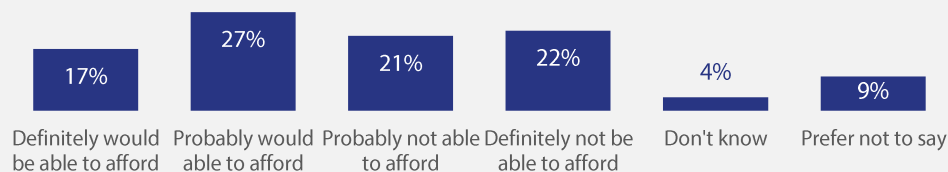
Based on your opinion of the quality of palliative care in the Jersey, how confident do you feel that when you reach the end of your life you will be able to have the death that is "right" for you?



Dignitas is a Swiss non-profit members' society providing assisted dying for those who are terminally or incurably ill. If you were terminally ill, how likely would you be to consider travelling overseas for an assisted death for yourself? Please select the answer which fits best.

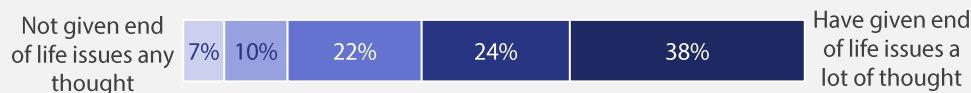


Regardless of whether or not you would want to have an assisted death in Switzerland yourself, to what extent do you think you would be able to afford this cost?*

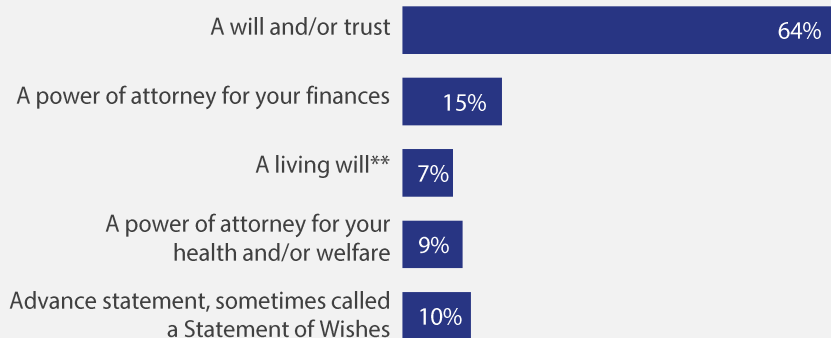


END OF LIFE SURVEY 2023: RESULTS FROM JERSEY

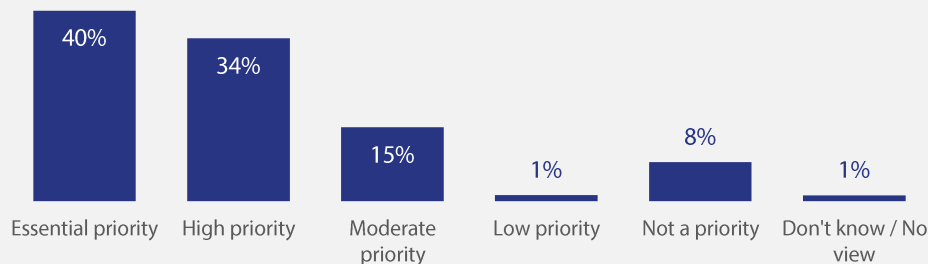
Before starting this survey how much thought have you given to issues around end of life care?



Do you have any of the following in place?*



To what extent do you believe developing end-of-life and specialist palliative care should be a priority in Jersey?



Profile of survey respondents

		Survey Respondents			Population ***
		All	Email sent to IGR	Via social	
		N=1183	Panel N=469	media/website N=714	
Age Group					
	16-39	12%	9%	14%	34%
	40-64	52%	53%	52%	44%
	65+	36%	38%	34%	22%
	Prefer not to say	<1%	<1%	<1%	-
Gender					
	Female	68%	67%	68%	51%
	Male	31%	33%	30%	49%
	Prefer to self-describe	1%	<1%	1%	-
	Prefer not to say	1%	<1%	1%	-
Religion					
	No religion	29%	39%	22%	-
	Christian	65%	57%	70%	-
	Other	2%	2%	2%	-
	Prefer not to say	5%	2%	6%	-
Would you describe yourself as having...? Please select all that apply					
	A physical disability	8%	10%	6%	-
	A mental or emotional health condition	7%	8%	6%	-
	A chronic illness/condition	17%	19%	16%	-
	A terminal illness	2%	1%	2%	-
	None of the above	69%	69%	69%	-
	Prefer not to say	4%	2%	6%	-
Have cared for or spent time with a dying family member/friend towards their end of life?					
	Yes	83%	80%	86%	-
Do you have any other experience of end-of-life issues? (e.g. in a professional capacity, through your employment, charity work etc.)					
	Yes	28%	20%	33%	-

Please note: totals may not sum to 100% due to rounding